



**Independent Auditor's Report on Quarterly Financial Results and Year to Date Financial Results of Burnpur Cement Limited Pursuant to the Regulation 33 of the SEBI (Listing Obligations and Disclosures Requirement) Regulations, 2015.**

TO

THE BOARD OF

DIRECTORS BURNPUR

CEMENT LIMITED

**Opinion**

We have audited the accompanying **Statement of Standalone Audited Financial Results of Burnpur Cement Limited** ("the Company"), for the Quarter ended March 31, 2021 ("the Statement") being submitted by the Company pursuant to the requirement of Regulation 33 of SEBI (Listing Obligations and Disclosure Requirements) Regulations, 2015, as modified by the Circular No. CIR/CFD/FCA/62/2016 dated July 5, 2016.

In our opinion and to the best of our information and according to the explanations given to us, the statement:

- i. is presented in accordance with the requirements of Regulation 33 of the SEBI (Listing Obligations and Disclosure Requirements) Regulation, 2015, as modified by the Circular No. CIR/CFD/FCA/62/2016 dated July 5, 2016; and
- ii. gives a true and fair view in conformity with the aforesaid Indian Accounting Standards and other accounting principles generally accepted in India, of the net loss and other comprehensive income and other financial information of the company for the year ended March 31, 2021.

**Basis for Opinion**

We conducted our audit in accordance with the Standards on Auditing, issued by the Institute of Chartered Accountants of India. Those Standards requires that we comply with the ethical requirements and plan & perform the audit to obtain reasonable assurance about whether the statement is free from material misstatement.

We are independent of the Company in accordance with the Code of Ethics issued by the Institute of Chartered Accountants of India together with the ethical requirements that are relevant to our audit of the financial statements



under the provisions of the Companies Act, 2013 and the Rules thereunder, and we have fulfilled our other ethical responsibilities in accordance with these requirements and the Code of Ethics.

We believe that the audit evidence we have obtained is sufficient and appropriate to provide a basis for our audit opinion.

#### **Material uncertainty related to going concern**

We also draw attention to the fact that the Company has accumulated loss of **Rs 7920.66** lakhs resulting in erosion net worth of the Company. The net worth of the Company is negative (i.e. **-22305.30** lakhs). The financial statements of the company have been prepared on a going concern basis for the reason stated in the financial statement. The validity of the going concern assumption would depend upon the performance of the company as per its future business plan. Our opinion is not qualified in respect of this matter.

#### **Management's Responsibilities for the Financial Results**

This Statement, which is the responsibility of the company's Management and approved by the Board of Directors, has been compiled from the related Standalone Ind AS Financial Statement which have been prepared in accordance with the Indian Accounting Standards prescribed under section 133 of the companies Act, 2013 read with relevant rules issued there under ('Ind-AS') and other accounting principles generally accepted in India. Our responsibility is to express an opinion on the statement based on our audit of such standalone financial statements.

This responsibility also includes the maintenance of adequate accounting records in accordance with the provision of the Act for safeguarding of the assets of the Company and for preventing and detecting the frauds and other irregularities; selection and application of appropriate accounting policies; making judgments and estimates that are reasonable and prudent; and design, implementation and maintenance of internal financial control, that were operating effectively for ensuring the accuracy and completeness of the accounting records, relevant to the preparation and presentation of the financial statements that give a true and fair view and are free from material misstatement, whether due to fraud or error. In preparing the financial result, management is responsible for assessing the Company's ability to continue as a going concern, disclosing, as applicable, matters related to going concern and using the going concern basis of accounting unless management either intends to liquidate the Company or to cease operations, or has no realistic alternative but to do so. Those Board of Directors are also responsible for overseeing the company's financial reporting process.

#### **Auditor's Responsibility for the Audit of the Financial Statements**

Our objectives are to obtain reasonable assurance about whether the financial statements as a whole are free from material misstatement, whether due to fraud or error, and to issue an auditor's report that includes our



opinion. Reasonable assurance is a high level of assurance, but is not a guarantee that an audit conducted in accordance with SAs will always detect a material misstatement when it exists. Misstatements can arise from fraud or error and are considered material if, individually or in the aggregate, they could reasonably be expected to influence the economic decisions of users taken on the basis of these financial results.


**Other Matter**

The statement includes the results for the Quarter ended March 31,2021 being the balancing figure between audited figures in respect of the full financial year and the published year to date figures up to the third quarter of the current financial year which were subject to limited review by us.

UDIN:- 21075926AAAAIA6573



For K. Pandeya & Co.  
Chartered Accountants  
FRN:-0000135C

  
Manjeet Kumar Verma  
Partner  
M. No. 075926

Place: Patratu  
Date: 02/06/2021

02.06.2021

<b>To</b> <b>The Corporate Relationship Department</b> <b>BSE Limited</b> <b>Phiroz Jeejeebhoy Towers, Fort</b> <b>Dalal Street</b> <b>Mumbai – 400 001</b> <b>Script Code - 532931</b>	<b>To</b> <b>National Stock Exchange of India Ltd.,</b> <b>Exchange Plaza, C-1, Block-G</b> <b>Bandra Kurla Complex,</b> <b>Bandra (E)</b> <b>Mumbai – 400 051</b> <b>Script Code – BURNPUR</b>
---	---

Dear Sir / Madam

**Sub:** Declaration of audit report with unmodified opinion for the year ended 31<sup>st</sup> March, 2021, pursuant to Regulation 33(3)(d) of SEBI (Listing Obligations and Disclosure Requirements) Regulations, 2015 (as amended).

In terms of SEBI Circular CIR/CFD/CMD/56/2016 dated May 26, 2016 and Regulation 33(3)(d) of SEBI (Listing Obligations and Disclosure Requirements) Regulations, 2015 (as amended), we hereby declare that the Statutory Auditors of the Company i.e. M/s K Pandeya & Co., Chartered Accountants, (Firm Registration No. 000135C) have issued Audit Reports with unmodified opinion on the standalone financial statement of the Company for the year ended 31<sup>st</sup> March, 2021.

We request you to kindly take note of the aforesaid.

Yours faithfully,

For Burnpur Cement Limited



**Pawan Pareek**  
**Chief Financial Officer**



# BURNPUR CEMENT LIMITED

Regd. Office : Palashdaha Panchgachia Road, P.O. Kanyapur, Asansol - 713341, Dist. Burdwan, W.B.  
Phone : (0341) 2250859, Fax: (0341) 2250859 email : [cs@burnpurecement.com](mailto:cs@burnpurecement.com) website : [www.burnpurecement.com](http://www.burnpurecement.com)  
CIN NO. L27104WB1986PLC040831

## Statement of Audited Financial Results for the Quarter and year ended 31st Mar, 2021

(Rs In Lakhs)

Sl. No.	Particulars	Quarter ended			Year Ended	
		31.03.2021	31.12.2020	31.03.2020	31.03.2021	31.03.2020
		Audited	Unaudited	Audited	Audited	Audited
1	Revenue from operation					
	a) Income from operation	4,320.29	3,800.34	1,785.04	12372.95	7755.72
	b) other operating income	-	-	-	-	-
	<b>Total income from operation (a+b)</b>	<b>4,320.29</b>	<b>3,800.34</b>	<b>1,785.04</b>	<b>12,372.95</b>	<b>7,755.72</b>
2	Other Income	106.83	42.94	54.97	223.87	117.61
3	<b>Total income (1+2)</b>	<b>4427.12</b>	<b>3843.28</b>	<b>1840.01</b>	<b>12596.82</b>	<b>7873.34</b>
4	Expenses					
	a) Cost of Materials Consumed	3,539.48	2,972.82	1392.57	10144.47	5967.27
	b) Purchase of Stock in trade, Changes in inventories of Finished goods, WIP & stock in trade	(77.55)	203.26	(1.04)	101.28	(88.44)
	c) Power & Fuel	258.49	225.78	147.11	807.21	598.30
	d) Employee benefit expenses	160.42	117.71	77.44	444.71	373.32
	e) Finance Cost	1,474.77	1,426.51	4,685.73	5,618.83	4,685.73
	f) Depreciation & Amortization Exp	278.27	278.47	298.35	1133.02	1215.43
	g) Other expenditure	336.74	288.18	151.11	2087.77	435.64
	<b>Total expenses (4)</b>	<b>5970.62</b>	<b>5512.72</b>	<b>6751.27</b>	<b>20337.28</b>	<b>13187.24</b>
5	<b>Profit/(Loss) before exceptional items and Tax(3-4)</b>	<b>(1543.50)</b>	<b>(1669.44)</b>	<b>(4911.26)</b>	<b>(7740.46)</b>	<b>(5313.91)</b>
6	Exceptional Items					
7	Prior period items					
	a) Prior Period Expenses	0.01	0.60	7539.78	3.33	7549.66
	b) Prior Period Income	-	-	4.64	-	4.64
	<b>Net Prior Period Expenses(7=a-7b)</b>	<b>0.01</b>	<b>0.60</b>	<b>7535.14</b>	<b>3.33</b>	<b>7545.02</b>
8	<b>Profit/(Loss) before tax (5-6-7)</b>	<b>(1543.52)</b>	<b>(1670.04)</b>	<b>(12446.41)</b>	<b>(7743.79)</b>	<b>(12858.93)</b>
9	Tax expense					
	(1) Current tax					
	(2) Deferred tax	43.46	46.39	55.12	176.87	218.00
	<b>Total Tax expense</b>	<b>43.46</b>	<b>46.39</b>	<b>55.12</b>	<b>176.87</b>	<b>218.00</b>
10	<b>Profit/(Loss) for the period from continuing operations (8-9)</b>	<b>(1586.98)</b>	<b>(1716.43)</b>	<b>(12501.53)</b>	<b>(7920.66)</b>	<b>(13076.93)</b>
11	Other Comprehensive income (net of tax)					
	a) Items that will not be reclassified to profit & loss	-	-	-	-	-
	b) Items that will be reclassified to profit & loss	-	-	-	-	-
	<b>Total Profit/(loss) after Comprehensive income (after tax)(10+11)</b>	<b>(1586.98)</b>	<b>(1716.43)</b>	<b>(12501.53)</b>	<b>(7920.66)</b>	<b>(13076.93)</b>
12	Paid up Equity Share Capital (Face Value Rs. 10/- each)	8612.44	8612.44	8612.44	8612.44	8612.44
13	Earnings per equity share (for continuing operations)					
	(a) Basic	(1.84)	(1.99)	(14.52)	(9.20)	(15.18)
	(b) Diluted	(1.84)	(1.99)	(14.52)	(9.20)	(15.18)

### Notes :

- The above results for the quarter and year ended Mar 31, 2021 have been reviewed by the Audit Committee and subsequently approved by the Board of Director at its meeting held on June 2, 2021.
- Effective 1st April, 2018 the company has adopted IND AS 115 "Revenue from contract with customers" Based on the assessment done by the management, there is no material impact on revenue recognized during the quarter ended Mar 31, 2021.
- The Company is primarily engaged in the business of manufacturing and sale of Cement. All other activities of the Company revolve around the main business and accordingly there are no separate reportable segments, as per the Indian Accounting Standard on Operating Segment (Ind AS 108) specified under Section 133 of the Companies Act, 2013 read with the relevant rules issued there under and the other accounting principles generally accepted in India.
- The figures of quarter and year ended Mar 31, 2021 are the balancing figures between the unaudited figures in respect of the Nine Months and published year to date figures up to the 3rd quarter for the relevant financial year which was subjected to the limited review by the statutory auditors.
- The figures for the previous periods have been regrouped/reclassified/restated wherever necessary in order to make them comparable with figures for the year ended Mar 31, 2021.
- The company has signed the modified offtake agreement with Ultratech Cement Limited with effect from 1st December 2020.
- During the quarter the company has a turnover of 4320.29 lakhs which is almost 14% higher than the sale of the previous quarter. The company has sold 123992.15 MT in the march quarter in place of 109533.55 MT in the December quarter. Further, during the year the company has a turnover of 12372.95 Lakhs which almost 60% higher than the turnover of the previous year. The company has achieved a sale of 364553.20 MT in the financial year 2020-21 in comparison to 232991.95 MT in the year 2019-20. Furthermore, the company has operated for 11 months only due to nationwide lockdown in the country. Disruption in the operation have impacted the sale performance otherwise the company could perform better.
- Other Income includes a sale of limestone of Rs. 68.14 lakhs and sale of Slag to Ultratech Cement Limited for Rs 83.94 lakhs.
- During the quarter ending the Company has incurred a loss of Rs.1543.52 lakhs (the major amount of loss includes the finance cost, which is not an operational cost) and for the year ending company's accumulated loss amount to Rs.7743.79 lakhs resulting in erosion of net worth of the company. The major amount of loss includes Finance Cost of Rs. 5618.83 lakhs, Depreciation of Rs. 1133.02 lakhs and amount written off of Rs. 1133.03 Lakhs against loss on sale of assets of Asansol Unit by WBFC. The management is hopeful of improving the performance of the company by exploring various avenues of enhancing revenue. The said measures taken are expected to improve the performance of the company and accordingly the financial statement continue to be presented on a going concern basis.
- The duration and severity of COVID-19 pandemic and the disruption caused to global economic and business environment cannot be reasonably estimated. The Company is in offtake agreement with Ultra Tech Cement Limited by virtue of which the company sales its entire finished product to Ultra Tech and the impact of demand and supply of Ultra Tech Cement Limited directly affects the performance of the company. However, the extent of impact of this pandemic on Company's business operations, cash flows, future revenue, assets and liabilities will depend on numerous evolving factors of Ultra Tech Cement Limited that currently cannot be reasonably assessed.

For and on Behalf of the Board of Directors  
Burnpur Cement Limited

Indrajeet Kumar Tiwary  
Wholetime Director



Place : Patratu  
Date : June 2, 2021

# Burnpur Cement Limited

## 11 Statement of Assets & Liabilities:

(Rs. In Lakhs)

Sr. No	PARTICULAR	As at 31.03.2021	As at 31.03.2020
		(Audited)	(Audited)
<b>A</b>	<b>ASSETS</b>		
1	<b>Non - Current Assets</b>		
	(a) Property Plant and Equipment	23002.76	25,298.73
	(b) Capital work in progress	48.47	41.06
	(c) Intangible assets	1.86	2.44
	(d) Intangible assets under development		-
	(e) Financial assets		-
	(f) Deferred tax assets (net)		-
	(g) Other non current assets	1551.97	1,578.79
	<b>Sub-Total Non-Current Assets</b>	<b>24,605.06</b>	<b>26,921.02</b>
2	<b>Current Assets</b>		
	(a) Inventories	3033.01	2,178.49
	(b) Financial Assets		-
	(i) Trade receivables	206.58	113.49
	(ii) Cash and cash equivalents	32.39	28.80
	(iii) Bank balances other than (ii) above	113.72	110.46
	(iv) Other financial assets	593.58	493.40
	(c) Other current assets		-
	<b>Sub-Total-Current Assets</b>	<b>3,979.28</b>	<b>2,924.63</b>
	<b>TOTAL ASSETS</b>	<b>28,584.35</b>	<b>29,845.65</b>
<b>B</b>	<b>EQUITY AND LIABILITIES</b>		
1	<b>Equity</b>		
	(a) Equity share capital	8612.44	8,612.44
	(b) Other equity	-30917.74	-22,997.08
	<b>Sub Total equity</b>	<b>-22305.30</b>	<b>-14,384.64</b>
	<b>LIABILITIES</b>		
2	<b>Non- Current Liabilities:-</b>		
	(a) Financial liabilities:-		
	(i) Borrowings	2179.43	2,179.43
	(b) Provisions	124.69	114.72
	(c) Deferred tax liabilities (Net)	2441.38	2,264.51
	(d) Other Non- Current liabilities	45.03	45.03
	<b>Sub-Total Non- Current Liabilities</b>	<b>4,790.54</b>	<b>4,603.70</b>
3	<b>Current liabilities</b>		
	(a) Financial liabilities		
	(i) Borrowings	40292.11	35,309.10
	(ii) Trade Payables	4182.67	2,738.78
	(iii) Other financial liabilities		-
	(b) Other current liabilities	1607.09	1,569.23
	(c) Provisions	17.24	9.48
	(d) Current tax liabilities (Net)		
	<b>Sub-Total Current Liabilities</b>	<b>46,099.11</b>	<b>39,626.60</b>
	<b>TOTAL EQUITY AND LIABILITIES</b>	<b>28,584.35</b>	<b>29,845.65</b>



12 The figures for the previous periods have been regrouped wherever necessary.

13 Additional disclosure as per Clause 52(4) of securities and Exchange Board of India (Listing Obligations and

Sl. No.	Particulars	As at 31.03.2021	As at 31.03.2020	Change	% Change
(i)	Debtors Turnover			0	0
(ii)	Inventory Turnover	5.14	3.82	1.31	0.34
(iii)	Interest Coverage Ratio	-0.38	-0.13	0.24	-1.81
(iv)	Current Ratio	0.09	0.07	-0.01	-0.17



(v)	Debt Equity Ratio	-1.90	-2.61	-0.71	0.27
(vi)	Operating Profit Margin	-0.19	-0.10	0.09	-0.90
(vii)	Net Profit Margin	-0.64	-1.69	-1.05	0.62

13.1

**Inventory Turnover Ratio:-**Inventory Turnover Ratio:-

The inventory turnover ratio for the year is 5.14 times. It shows significant positive change of 34 % during the current financial year as compared to the previous financial year (i.e. 3.82 times) .The reason being, there is a promotion of 59.53 % YoY in sales value of the company with a comparative increase in the Cost of goods sold as compared to the previous Financial Year.

**13.2 Debt Equity Ratio:**

The Debt equity ratio for the year is -1.90 times; whereas it was -2.61 times in the previous financial year . It shows significant change of 27 % during the current financial year as compared to the previous financial year. The reason being decrease in shareholders fund (-55 %) because the company has incurred losses of INR.7920.66 Lakhs during the current financial year whereas, there is no significant change in debt is only 13.29 % in comparison to 55 % in shareholders fund . Thus , resulting in significant change of 27% in Debt Equity Ratio.

**13.3 Operating Profit Margin:-**

The Operating Profit Margin for the year is -0.19%; whereas it was -0.10% in the previous financial year. The Operating profit margin shows a change of 90% during the current financial year as compared to the previous financial year. In the current financial year the revenue has increased by 59.53 % but there is a amount written off of Rs 1133.03 lakhs against loss of sale of assets of Asansol unit, which highly impacted the operating profit margin.

**13.4 Net Profit Margin:**


The net profit margin for the current financial year is -0.64 %. It shows significant positive change of 62 % during the current financial year as compared to the previous financial year (i.e, -1.69 %). The reason being, there is a promotion of 59.53 % YoY in sales in comparison to prveious year.


**13.5 Interest Coverage Ratio:**

The interest coverage is -0.38 times. It shows significant negative change of -181% during the current financial year as compared to the previous financial year . The reason being cumulative interest is being charged on secured loan and repayment trend is very low.

Place : Patratu  
Dated : June 2, 2021

For and on Behalf of the Board of Directors  
Burnpur Cement Limited

  
Indrajeet Kumar Tiwary  
Wholetime Director



**BURNPUR CEMENT LIMITED**

**Cash Flow Statement For The Year Ended 31st Mar, 2021**

<b>A. CASH FLOW FROM OPERATING ACTIVITIES:</b>	<b>As at 31.03.2021</b>	<b>As at 31.03.2020</b>
	<b>(Rs. In lakhs)</b>	<b>(Rs. In lakhs)</b>
<b>Net Profit Before Tax</b>	-7740.46	-5313.90
<b>Adjustment for:</b>		
Depreciation	1,133.02	1,215.43
Interest Expenditure	5618.83	4685.73
Profit or Loss on sale of F.A	1,132.76	-
Miscellaneous income	-87.33	-0.88
Insurance claim	-	-
Rental Income	-	-
Subsidy	-	-
Interest on Fixed Deposits and IT Refund	-1.39	-2.31
Sundry balance written off	-36.00	-55.54
<b>Operating Profit Before Working Capital Changes</b>	<b>19.43</b>	<b>528.53</b>
<b>Adjustment for:</b>		
Decrease/(Increase) in Inventories	-854.52	-46.02
Decrease/(Increase) in Sundry Debtors	-93.10	-0.41
Decrease/(Increase) in Loans and Advances	26.82	-76.04
Decrease/(Increase) in Other Current Assets	-100.18	162.43
Decrease/(Increase) in Loans & Advance assets (Short terms)	-	-
(Decrease)/Increase in Current Liabilities	-	-
(Decrease)/Increase in Trade Payables	1,443.89	297.55
(Decrease)/Increase in short Term Financial Liabilities	-	-
(Decrease)/Increase in Short Term Borrowings	-	-
(Decrease)/Increase in Other Current Liabilities	37.86	-228.85
(Decrease)/Increase in Provisions	17.71	-1.02
Direct taxes paid (net of refunds)	-	-
Cash Generated From Operations	<b>478.48</b>	<b>107.64</b>
<b>Net Cash from Operating Activities</b>	<b>(A) 497.91</b>	<b>636.17</b>
<b>B. CASH FLOW FROM INVESTING ACTIVITIES:</b>		
Purchase of Fixed Assets	-10.64	-838.36
(including Capital Work-In-Progress)		
Sale of Fixed Assets	34.00	-
Long Term Advances given	-	-
Sale of lime stone	68.14	19.81
Sale of Slag	-	-
Rental Income	-	-
Interest on security deposit with DVC	8.75	10.95
Interest on Fixed Deposits and IT Refund	1.39	2.31
<b>Net Cash From Investing Activities</b>	<b>(B) 101.64</b>	<b>-805.29</b>
<b>C. CASH FLOW FROM FINANCING ACTIVITIES</b>		
Proceeds from Issue of Capital	-	-
Repayment of LT & Unsecured Borrowings	-	-
Repayment of Long Term Borrowings	-71	-
Interest Paid	-533	-193
Security Premium Recd.	-	-
Subsidy from lifting of fly ash	11.30	16.09
Subsidy from Govt. of Jharkhand	-	-
<b>Net Cash From Financing Activities</b>	<b>(C) -592.70</b>	<b>-176.91</b>
<b>D. NET INCREASE/ (DECREASE) IN CASH AND CASH EQUIVALENTS</b>	<b>(A+B+C) 6.85</b>	<b>-346.03</b>
<b>Closing Balance of Cash and Cash Equivalents</b>	<b>146.11</b>	<b>139.26</b>
<b>Opening Balance of Cash and Cash Equivalents</b>	<b>139.26</b>	<b>485.29</b>
	<b>6.85</b>	<b>346.03</b>

For Burnpur Cement Limited

Indrajeet Kumar Tiwary  
Wholetime Director