

(1)(a) STATEMENT SHOWING SHAREHOLDING PATTERN

Name of the Company: BURNPUR CEMENT LIMITED
Scrip Code: Name of the Scrip:
Quarter Ended: 31/03/2014

Class of security:

Page: 1

Partly paid-up shares:-	No. of partly paid-up shares	As a % of total no. of partly paid-up shares	As a % of total no. of shares of the company
-------------------------	------------------------------	--	--

Held by promoter/promoter group

Held by public
Total - D

Outstanding convertible securities:-	No. of outstanding securities	As a % of total no. of outstanding convertible securities	As a % of total no. of shares of the company, assuming full conversion of the convertible securities
--------------------------------------	-------------------------------	---	--

Held by promoter/promoter group

Held by public
Total - E

Warrants:-	No. of warrants	As a % of total no. of warrants	As a % of total no. of shares of the company, assuming full conversion of warrants
------------	-----------------	---------------------------------	--


Held by promoter/promoter group	715000	4.106	0.866
---------------------------------	--------	-------	-------

Held by public	16700000	95.894	20.229
Total - F	17415000	100.000	21.095

Total paid-up capital of the company, assuming full conversion of warrants and convertible securities	82554363
---	----------



Category Code	Category of Shareholders	Number of shareholders	Total number of shares	Number of shares held in Demat Form	As a % of (A+B)	As a % of (A+B+c)	Number of Pledged shares	As a percentage (ix)=(viii/iv*100)
(i)	(ii)	(iii)	(iv)	(v)	(vi)	(vii)	(viii)	(ix)=(viii/iv*100)
(A)	Total Shareholding of Promoter & Promoter Group							
(1)	Indian							
(a)	Individual/HUF	19	5063717	5063717	7.774	7.774	Nil	Nil
(b)	Central Govt./ State Govt.	Nil	Nil	Nil	Nil	Nil	Nil	Nil
(c)	Bodies Corporate	13	16081180	16081180	24.687	24.687	Nil	Nil
(d)	Fin.Institutions / Bank	Nil	Nil	Nil	Nil	Nil	Nil	Nil
(e)	Any Other	Nil	Nil	Nil	Nil	Nil	Nil	Nil
	Sub-Total of (A)(1)	32	21144897	21144897	32.461	32.461	Nil	Nil
(2)	Foreign							
(a)	Individuals (NRIs/Foreign)	Nil	Nil	Nil	Nil	Nil	Nil	Nil
(b)	Bodies Corporate	Nil	Nil	Nil	Nil	Nil	Nil	Nil
(c)	Institutions	Nil	Nil	Nil	Nil	Nil	Nil	Nil
(d)	Qualified Foreign Investors	Nil	Nil	Nil	Nil	Nil	Nil	Nil
(e)	Any Other	Nil	Nil	Nil	Nil	Nil	Nil	Nil
	Sub-Total of (A)(2)	Nil	Nil	Nil	Nil	Nil	Nil	Nil
	Shareholding of Promoter & Promoter Group (A) = A1+A2	32	21144897	21144897	32.461	32.461	Nil	Nil
(B)	Public Shareholding							
(1)	Institutions							
(a)	Mutual Funds / UTI	Nil	Nil	Nil	Nil	Nil	NA	NA
(b)	Fin.Institutions / Banks	Nil	Nil	Nil	Nil	Nil	NA	NA
(c)	Central Govt./ State Govt.	Nil	Nil	Nil	Nil	Nil	NA	NA
(d)	Venture Capital	Nil	Nil	Nil	Nil	Nil	NA	NA
(e)	Insurance Company	Nil	Nil	Nil	Nil	Nil	NA	NA
(f)	Foreign Inst.Investors	Nil	Nil	Nil	Nil	Nil	NA	NA
(g)	Foreign VC Investors	Nil	Nil	Nil	Nil	Nil	NA	NA
(h)	Qualified Foreign Investors	Nil	Nil	Nil	Nil	Nil	NA	NA
(i)	Any Other	Nil	Nil	Nil	Nil	Nil	NA	NA
	Sub-Total (B)(1)	Nil	Nil	Nil	Nil	Nil	NA	NA
(2)	Non-Institutions							
(a)	Bodies Corporate	207	19455788	19455788	29.868	29.868	NA	NA
(b)	Individuals							
	i.Individual Shareholders Holding Nominal Share Upto Rs.1 Lakh	29623	13374677	13356863	20.532	20.532	NA	NA
	ii.Individual Shareholders Holding Nominal Share greater than Rs.1 Lakh	162	10027102	10027102	15.393	15.393	NA	NA
(c)	Qualified Foreign Investors	Nil	Nil	Nil	Nil	Nil	NA	NA
(d)	Any Other							
	NRI/OCBs	148	631061	631061	0.969	0.969	NA	NA
	Clearing Memb/Clearing Cor	136	505838	505838	0.777	0.777	NA	NA
	Sub-Total (B)(2)	30276	43994466	43976652	67.539	67.539	NA	NA
	Total Public Shareholding (B) = (B)(1) + (B)(2)	30276	43994466	43976652	67.539	67.539	NA	NA
	TOTAL (A)+(B)	30308	65139363	65121549	100.000	100.000	Nil	Nil
(C)	Shares held by Custodians And against which DRs have been issued	Nil	Nil	Nil	Nil	Nil	NA	NA
(1)	Promoter and Promoter group	Nil	Nil	Nil	Nil	Nil	NA	NA
(2)	Public	Nil	Nil	Nil	Nil	Nil	NA	NA
	GRAND TOTAL (A)+(B)+(C)	30308	65139363	65121549	100.000	100.000	Nil	Nil




Sr-1. Name of the shareholder	Details of Shares Held		Encumbered shares(=)		Details of warrants		Details of Convertible Securities		Total shares (including underlying shares assuming full conversion of warrants and convertible securities) as a % of diluted share capital		
	Number of Shares held	As a % of grand total (A)+(B)+(C)	Number of Pledged Shares held	As a percentage	Number of Warrants held	As a % of total number of warrants of the same Class	Number of convertible securities held	In.r.t. total number of convertible securities of the same class			
(i)	(ii)	(iii)	(iv)	(v)	(vi)=(v)/(iii)*100	(vii)	(viii)	(ix)	(x)	(xi)	(xii)
1. A & S DEVELOPMENTS PVT LTD	50000	0.077	0	0.000	0.000	0	0.000	0	0.000	0.000	0.061
2. BHARAT CEMENT PRIVATE LIMITED	3926667	6.028	0	0.000	0.000	0	0.000	0	0.000	0.000	4.756
3. BHAROSA DISTRIBUTORS PVT LTD	100000	0.154	0	0.000	0.000	0	0.000	0	0.000	0.000	0.121
4. DALHOUSI DATAMATICS PRIVATE LIMITED	100000	0.154	0	0.000	0.000	475000	66.434	0	0.000	0.000	0.697
5. GOYAL AUTO DISTRIBUTORS PRIVATE LIMITED	1863333	2.861	0	0.000	0.000	0	0.000	0	0.000	0.000	2.257
6. GRODFAST MERCHANTS PVT.LTD.	100000	0.154	0	0.000	0.000	0	0.000	0	0.000	0.000	0.121
7. INSIGHT CONSULTANTS PRIVATE LIMITED	8238333	12.647	0	0.000	0.000	0	0.000	0	0.000	0.000	9.979
8. INTEGRAL VINIMAY PRIVATE LIMITED	200000	0.307	0	0.000	0.000	0	0.000	0	0.000	0.000	0.242
9. MIDWEST EXIM PRIVATE LIMITED	216247	0.332	0	0.000	0.000	0	0.000	0	0.000	0.000	0.262
10. NISSAN COMMODITIES PRIVATE LIMITED	166600	0.256	0	0.000	0.000	0	0.000	0	0.000	0.000	0.202
11. OCTAL MERCANTILE PRIVATE LIMITED	1000000	1.535	0	0.000	0.000	0	0.000	0	0.000	0.000	1.211
12. RAJIV COMMERCIAL PRIVATE LIMITED	100000	0.154	0	0.000	0.000	0	0.000	0	0.000	0.000	0.121
13. SHIVPUJAN SUPPLY PVT LTD	20000	0.031	0	0.000	0.000	0	0.000	0	0.000	0.000	0.024
14. ANAND KUMAR GHEEDIA	25000	0.038	0	0.000	0.000	0	0.000	0	0.000	0.000	0.030
15. ARUN KUMAR GHEEDIA	18500	0.028	0	0.000	0.000	0	0.000	0	0.000	0.000	0.022
16. ASHA DEVI BHARTIA	60000	0.092	0	0.000	0.000	0	0.000	0	0.000	0.000	0.073
17. ASHOK GUTGUTIA	2187650	3.358	0	0.000	0.000	0	0.000	0	0.000	0.000	2.650
18. ASHOK GUTGUTIA	766600	1.177	0	0.000	0.000	0	0.000	0	0.000	0.000	0.929
19. BHUNESHWAR PRASAD MEHTA	50000	0.077	0	0.000	0.000	0	0.000	0	0.000	0.000	0.061
20. BIMAL KUMAR MUNSHI	8300	0.013	0	0.000	0.000	0	0.000	0	0.000	0.000	0.010
21. KIRAN GUPTA	62000	0.095	0	0.000	0.000	0	0.000	0	0.000	0.000	0.075
22. NANDJ KUMAR AGARWAL	60000	0.092	0	0.000	0.000	0	0.000	0	0.000	0.000	0.073
23. RAKHI PARIKH	25000	0.038	0	0.000	0.000	0	0.000	0	0.000	0.000	0.030
24. RAM PRASAD AGARWAL	50000	0.077	0	0.000	0.000	0	0.000	0	0.000	0.000	0.061
25. RAM PRASAD AGARWAL	50000	0.077	0	0.000	0.000	0	0.000	0	0.000	0.000	0.061
26. RAMANATAR AGARWAL	100000	0.154	0	0.000	0.000	0	0.000	0	0.000	0.000	0.121
27. RENU UPADHYAY	100000	0.154	0	0.000	0.000	0	0.000	0	0.000	0.000	0.121
28. SHAIL UPADHYAY	100000	0.154	0	0.000	0.000	0	0.000	0	0.000	0.000	0.121
29. SHAKUNTALA DEVI AGARWAL	50000	0.077	0	0.000	0.000	0	0.000	0	0.000	0.000	0.061
30. BHASHI GUTGUTIA	1275667	1.958	0	0.000	0.000	0	0.000	0	0.000	0.000	1.545
31. SHEHUL SANDIP PARIKH	25000	0.038	0	0.000	0.000	0	0.000	0	0.000	0.000	0.030
32. SUCHITRA AGARWAL	50000	0.077	0	0.000	0.000	0	0.000	0	0.000	0.000	0.061
33. KAVITA BHALOTIA	0	0.000	0	0.000	0.000	240000	33.566	0	0.000	0.000	0.291
TOTAL	21144897	32.461	0	0.000	0.000	715000	100.000	Nil	Nil	Nil	26.479



BURNPUR CEMENT LIMITED

(1)(c)(i) Statement showing holding of securities (including shares, warrants, convertible securities) of persons belonging to the category [PUBLIC] and holding more than 1.000(%) of the total number of shares as on 31/03/2014

Sr1. Name(s) of the shareholder	Number of Shares held	Shares as a percentage of total number of shares (i.e., Grand Total (A)+(B)+(C) indicated in Statement at para (I)(a) above)	Details of Warrants		Details of convertible Securities	Total shares (including underlying shares assuming full conversion of warrants and convertible securities) as a % of diluted share capital	
			Number of Warrants held	As a % of total warrants of the same Class	Number of convertible securities held		
					% of convertible securities of the same class		
1. ARIHANT CAPITAL MKT. LTD	1982883	3.044	0	0.000	0	2.402	
2. CHHATISGARH BIRIPATTA PVT LTD	9200000	14.124	8700000	52.096	0	21.683	
3. GRADE MERCHANDISE PRIVATE LIMITED	1100000	1.689	2500000	14.970	0	4.361	
4. INTIHAN DISTRIBUTORS PRIVATE LIMITED	1085000	1.666	2000000	11.976	0	3.737	
5. DMKARA INFRAPROJECTS PRIVATE LIMITED	2900000	4.452	0	0.000	0	3.513	
6. ANKIT SETHIA	1004853	1.543	0	0.000	0	1.217	
7. MAHENDRA SETHIA	1065056	1.635	0	0.000	0	1.290	
8. MAHENDRA SETHIA	1110476	1.705	0	0.000	0	1.345	
9. JAI PRAKASH AGARNAL	0	0.000	1000000	5.988	0	1.211	
10. SOLEX FINANCE PVT. LTD.	0	0.000	2500000	14.970	0	3.028	
TOTAL	19448268	29.856	16700000	100.000	Nil	Nil	43.787



BURNPUR CEMENT LIMITED

(I)(c)(ii) Statement showing holding of securities (including shares, warrants, convertible securities) of persons (together with PAC) belonging to the category [PUBLIC] and holding more than 5.000(1) of the total number of shares of the company as on 31/03/2014

Page: 1

Sr. Name(s) of the shareholder and the Persons Acting in Concert (PAC) with them	Number of Shares held	Shares as a percentage of total number of shares (i.e., Grand Total (A)+(B)+(C) indicated in Statement at para (I)(a) above)	Details of Warrants Number of Warrants held	As a % of total warrants of the same Class	Details of convertible securities Number of convertible securities held	W.r.t. total number of convertible securities of the same class	Total shares (including underlying shares assuming full conversion of warrants and convertible securities) as a % of diluted share capital
1. CHHATISGARH BIRIPATTA PVT LTD	920000	14.124	870000	52.096	0	0.000	21.683
2. GRADE MERCHANDISE PRIVATE LIMITED	1100000	1.689	250000	14.970	0	0.000	4.361
TOTAL	10300000	15.812	11200000	67.066	Nil	Nil	26.043



Sr. No. Name(s) of the Shareholder	Category of Shareholders (Promoter/ Public)	Number of Locked-in Shares	% to Total
1. BHARAT CEMENT PRIVATE LIMITED	Promoter	3926667	6.028
2. CHHATISGARH BIRIPATTA PVT LTD	Non-Prom.	9200000	14.124
3. GRADE MERCHANDISE PRIVATE LIMITED	Non-Prom.	1100000	1.689
4. INTIHAN DISTRIBUTORS PRIVATE LIMITED	Non-Prom.	1085000	1.666
5. HANUJ KUMAR AGARWAL	Promoter	60000	0.092
6. RAM PRASAD AGARWAL	Promoter	50000	0.077
7. RAM PRASAD AGARWAL	Promoter	50000	0.077
8. SHAKUNTALA DEVI AGARWAL	Promoter	50000	0.077
9. SUCHITRA AGARWAL	Promoter	50000	0.077
TOTAL		15571667	23.905




BURNPUR CEMENT LIMITED

(II)(a) STATEMENT SHOWING DETAILS OF DEPOSITORY RECEIPTS (DRs)

Page: 1

Sri. Type of Outstanding DR (ADRs, GDRs, SDRs, etc)	Number of Outstanding DRs	Number of Shares underlying outstanding DRs	Shares underlying Outstanding DRs as a Percentage of total number of shares (ie. Grand total(A)+(B)+ (C) indicated in Statement at para (I)(a) above)
1. Nil	Nil	Nil	Nil



Sr-1. Name of the DR Holder	Type of outstanding DR (ADRs, GDRs, BDRs, etc.) DRs	Number of Shares Underlying outstanding DRs	Shares underlying Outstanding DRs as Percentage of total number of shares (ie. Grand total (A)+(B)+(C) indicated in statement at para (I) (a) above
1. Nil	Nil	Nil	Nil
2. Nil	Nil	Nil	Nil
TOTAL	Nil	Nil	Nil

