

(1)(a) STATEMENT SHOWING SHAREHOLDING PATTERN

Name of the Company: BURNPUR CEMENT LIMITED

Scrip Code: Name of the Scrip:

Quarter Ended: 31/12/2014

Class of security:

Page: 1

Partly paid-up shares:-	No. of partly paid-up shares	As a % of total no. of partly paid-up shares	As a % of total no. of shares of the company
-------------------------	------------------------------	--	--

Held by promoter/promoter group

Held by public
Total - D

Outstanding convertible securities:-	No. of outstanding securities	As a % of total no. of outstanding convertible securities	As a % of total no. of shares of the company, assuming full conversion of the convertible securities
--------------------------------------	-------------------------------	---	--

Held by promoter/promoter group

Held by public
Total - E

Warrants:-	No. of warrants	As a % of total no. of warrants	As a % of total no. of shares of the company, assuming full conversion of warrants
------------	-----------------	---------------------------------	--


Held by promoter/promoter group

Held by public
Total - F

5000000	100.000	6.057
5000000	100.000	6.057

Total paid-up capital of the company, assuming full conversion of warrants and convertible securities

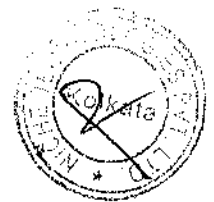
82554363




Category	Category of Shareholders	Number of shareholders	Total number of shares	Number of shares held in Demat Form	As a % of (A+E)	As a % of (A+E+c)	Number of Fledged shares	As a percentage (ix)=(viii/iv*100)
(i)	(ii)	(iii)	(iv)	(v)	(vi)	(vii)	(viii)	(ix)=(viii/iv*100)
(A)	Total Shareholding of Promoter & Promoter Group							
(1)	Indian							
(a)	Individual/HUF	18	5154467	5154467	6.646	6.646	Nil	Nil
(b)	Central Govt. / State Govt.	Nil	Nil	Nil	Nil	Nil	Nil	Nil
(c)	Bodies Corporate	12	18912756	18912756	24.386	24.386	Nil	Nil
(d)	Fin. Institutions / Bank	Nil	Nil	Nil	Nil	Nil	Nil	Nil
(e)	Any Other	Nil	Nil	Nil	Nil	Nil	Nil	Nil
	Sub-Total of (A)(1)	30	24067223	24067223	31.033	31.033	Nil	Nil
(2)	Foreign							
(a)	Individuals (NRIs/Foreign)	Nil	Nil	Nil	Nil	Nil	Nil	Nil
(b)	Bodies Corporate	Nil	Nil	Nil	Nil	Nil	Nil	Nil
(c)	Institutions	Nil	Nil	Nil	Nil	Nil	Nil	Nil
(d)	Qualified Foreign Investors	Nil	Nil	Nil	Nil	Nil	Nil	Nil
(e)	Any Other	Nil	Nil	Nil	Nil	Nil	Nil	Nil
	Sub-Total of (A)(2)	Nil	Nil	Nil	Nil	Nil	Nil	Nil
	Shareholding of Promoter & Promoter Group (A) = A1+A2	30	24067223	24067223	31.033	31.033	Nil	Nil
(B)	Public Shareholding							
(1)	Institutions							
(a)	Mutual Funds / UTI	Nil	Nil	Nil	Nil	Nil	NA	NA
(b)	Fin. Institutions / Banks	Nil	Nil	Nil	Nil	Nil	NA	NA
(c)	Central Govt. / State Govt.	Nil	Nil	Nil	Nil	Nil	NA	NA
(d)	Venture Capital	Nil	Nil	Nil	Nil	Nil	NA	NA
(e)	Insurance Company	Nil	Nil	Nil	Nil	Nil	NA	NA
(f)	Foreign Inst. Investors	Nil	Nil	Nil	Nil	Nil	NA	NA
(g)	Foreign VC Investors	Nil	Nil	Nil	Nil	Nil	NA	NA
(h)	QFI - Corporate	Nil	Nil	Nil	Nil	Nil	NA	NA
(i)	Any Other	Nil	Nil	Nil	Nil	Nil	NA	NA
	Sub-Total (B)(1)	Nil	Nil	Nil	Nil	Nil	NA	NA
(2)	Non-Institutions							
(a)	Bodies Corporate	234	25911161	25911161	33.410	33.410	NA	NA
(b)	Individuals							
	i. Individual Shareholders Holding Nominal Share Upto Rs. 1 Lakh	27870	14123109	14105295	18.211	18.211	NA	NA
	ii. Individual Shareholders Holding Nominal Share greater than Rs. 1 Lakh	230	10202702	10202702	13.156	13.156	NA	NA
(c)	QFI - Individual	Nil	Nil	Nil	Nil	Nil	NA	NA
(d)	Any Other							
	NRI/OCBs	146	684116	684116	0.882	0.882	NA	NA
	Clearing Memb/Clearing Cor	182	2566052	2566052	3.309	3.309	NA	NA
	Sub-Total (B)(2)	28662	53487140	53469326	68.967	68.967	NA	NA
	Total Public Shareholding (B) = (B)(1) + (B)(2)	28662	53487140	53469326	68.967	68.967	NA	NA
	TOTAL (A)+(B)	28692	77554363	77536549	100.000	100.000	Nil	Nil
(C)	Shares held by Custodians And against which DRs have been issued	Nil	Nil	Nil	Nil	Nil	NA	NA
(1)	Promoter and Promoter group	Nil	Nil	Nil	Nil	Nil	NA	NA
(2)	Public	Nil	Nil	Nil	Nil	Nil	NA	NA
	GRAND TOTAL (A)+(B)+(C)	28692	77554363	77536549	100.000	100.000	Nil	Nil



Sr.1. Name of the shareholder	Details of Shares Held		Encumbered shares(%)		Details of warrants		Details of Convertible Securities		Total shares (including underlying shares assuming full conversion of warrants and convertible securities) as a % of diluted share capital		
	Number of Shares held	As a % of grand total (A)+(B)+(C)	Number of Pledged Shares held	As a percentage As a % of grand total of sub-clause (I)(a)	Number of Warrants held	As a % of total warrants of the same Class	Number of convertible securities held	Zw. r. t. total number of convertible securities of the same class			
(i)	(ii)	(iii)	(iv)	(v)	(vi)=(v)/(iii)*100	(vii)	(viii)	(ix)	(x)	(xi)	(xii)
1. AKSHAY VINTRADE PRIVATE LIMITED	2606576	3.361	0	0.000	0.000	0	0.000	0	0.000	3.157	
2. BHARAT CEMENT PRIVATE LIMITED	3926667	5.063	0	0.000	0.000	0	0.000	0	0.000	4.756	
3. BHAROSA DISTRIBUTORS PVT LTD	100000	0.129	0	0.000	0.000	0	0.000	0	0.000	0.121	
4. DALHOUSI DATAMATICS PRIVATE LIMITED	575000	0.741	0	0.000	0.000	0	0.000	0	0.000	0.697	
5. GOYAL AUTO DISTRIBUTORS PRIVATE LIMITED	1863333	2.403	0	0.000	0.000	0	0.000	0	0.000	2.257	
6. GROWFAST MERCHANTS PVT. LTD.	100000	0.129	0	0.000	0.000	0	0.000	0	0.000	0.121	
7. INSIGHT CONSULTANTS PRIVATE LIMITED	8238333	10.623	0	0.000	0.000	0	0.000	0	0.000	9.979	
8. MIDWEST EXIM PRIVATE LIMITED	216247	0.279	0	0.000	0.000	0	0.000	0	0.000	0.262	
9. NISSAN COMMODITIES PRIVATE LIMITED	166600	0.215	0	0.000	0.000	0	0.000	0	0.000	0.202	
10. OCTAL MERCANTILE PRIVATE LIMITED	1000000	1.289	0	0.000	0.000	0	0.000	0	0.000	1.211	
11. RAJIV COMMERCIAL PRIVATE LIMITED	100000	0.129	0	0.000	0.000	0	0.000	0	0.000	0.121	
12. SHIVPUJAN SUPPLY PVT LTD	20000	0.026	0	0.000	0.000	0	0.000	0	0.000	0.024	
13. ANAND KUMAR GHEEDIA	34250	0.044	0	0.000	0.000	0	0.000	0	0.000	0.041	
14. ASHA DEVI BHARTIA	60000	0.077	0	0.000	0.000	0	0.000	0	0.000	0.073	
15. ASHOK GUTGUTIA	2187650	2.821	0	0.000	0.000	0	0.000	0	0.000	2.650	
16. ASHOK GUTGUTIA	766600	0.988	0	0.000	0.000	0	0.000	0	0.000	0.929	
17. BHUNESHWAR PRASAD MEHTA	50000	0.064	0	0.000	0.000	0	0.000	0	0.000	0.061	
18. BIMAL KUMAR MUNSHI	8300	0.011	0	0.000	0.000	0	0.000	0	0.000	0.010	
19. KAVITA BHALOTIA	240000	0.309	0	0.000	0.000	0	0.000	0	0.000	0.291	
20. KIRAN GUPTA	22000	0.028	0	0.000	0.000	0	0.000	0	0.000	0.027	
21. NANDU KUMAR AGARWAL	60000	0.077	0	0.000	0.000	0	0.000	0	0.000	0.073	
22. RAKHI PARIKH	25000	0.032	0	0.000	0.000	0	0.000	0	0.000	0.030	
23. RAM PRASAD AGARWAL	50000	0.064	0	0.000	0.000	0	0.000	0	0.000	0.061	
24. RAM PRASAD AGARWAL	50000	0.064	0	0.000	0.000	0	0.000	0	0.000	0.061	
25. RENU UPADHYAY	100000	0.129	0	0.000	0.000	0	0.000	0	0.000	0.121	
26. SHAIL UPADHYAY	100000	0.129	0	0.000	0.000	0	0.000	0	0.000	0.121	
27. SHAKUNTALA DEVI AGARWAL	50000	0.064	0	0.000	0.000	0	0.000	0	0.000	0.061	
28. SHASHI GUTGUTIA	1275667	1.645	0	0.000	0.000	0	0.000	0	0.000	1.545	
29. SHEHUL SANDIP PARIKH	25000	0.032	0	0.000	0.000	0	0.000	0	0.000	0.030	
30. SUCHITRA AGARWAL	50000	0.064	0	0.000	0.000	0	0.000	0	0.000	0.061	
TOTAL	24067223	31.033	0	0.000	0.000	Nil	Nil	Nil	Nil	29.153	



Sr1. Name(s) of the shareholder	Number of Shares held	Shares as a percentage of total number of shares (i.e., Grand Total (A)+(B)+(C) indicated in Statement at para (I)(a) above)	Details of Warrants Number of Warrants held	As a % of total warrants of the same Class	Details of convertible Securities Number of convertible securities held	W.r.t. total number of convertible securities of the same class	Total shares (including underlying shares assuming full conversion of warrants and convertible securities) as a % of diluted share capital
1. ARIHANT CAPITAL MARKETS LIMITED	848608	1.094	0	0.000	0	0.000	1.028
2. CHHATISGARH BIRIPATTA PVT LTD	17900000	23.081	0	0.000	0	0.000	21.683
3. GRADE MERCHANDISE PRIVATE LIMITED	1100000	1.418	2500000	50.000	0	0.000	4.361
4. INTIHAN DISTRIBUTORS PRIVATE LIMITED	3083000	3.978	0	0.000	0	0.000	3.737
5. ANKIT SETHIA	1004833	1.296	0	0.000	0	0.000	1.217
6. JAI PRAKASH AGARWAL	1000000	1.289	0	0.000	0	0.000	1.211
7. MAHENDRA SETHIA	1110476	1.432	0	0.000	0	0.000	1.343
8. SOLEX FINANCE PVT. LTD.	0	0.000	2500000	50.000	0	0.000	3.028
TOTAL	26048937	33.588	5000000	100.000	Nil	Nil	37.610



(ii) Statement showing holding of securities (including shares, warrants, convertible securities) of persons (together with PAC) belonging to the category [PUBLIC] and holding more than 5.000(%) of the total number of shares of the company as on 31/12/2014

Srl. Name(s) of the shareholder and the Persons Acting in Concert (PAC) with them	Number of Shares held	Shares as a percentage of total number of shares (i.e., Grand Total (A)+(B)+(C) indicated in Statement at para (I)(a) above)	Details of Warrants		Details of convertible Securities		Total shares (including underlying shares assuming full conversion of warrants and convertible securities) as a % of diluted share capital
			Number of Warrants held	As a % of total warrants of the same Class	Number of convertible securities held	% w.r.t. total number of convertible securities of the same class	
1. CHHATISGARH BIRIPATTA PVT LTD	17900000	23.081	0	0.000	0	0.000	21.683
TOTAL	17900000	23.081	N11	N11	N11	N11	21.683



Sr1.	Name(s) of the Shareholder	Category of Shareholders (Promoter/ Public)	Number of Locked-in Shares	% to Total
1.	SHARAT CEMENT PRIVATE LIMITED	Promoter	1800000	2.321
2.	CHHATISSGARH BIRIPATTA PVT LTD	Non-Prom.	17900000	23.081
3.	DALHOUSI DATAMATICS PRIVATE LIMITED	Promoter	475000	0.612
4.	GRADE MERCHANDISE PRIVATE LIMITED	Non-Prom.	1100000	1.418
5.	INTIHAN DISTRIBUTORS PRIVATE LIMITED	Non-Prom.	3085000	3.978
6.	JAI PRAKASH AGARWAL	Non-Prom.	1000000	1.289
7.	KAVITA KHALOTIA	Promoter	240000	0.309
8.	MANDU KUMAR AGARWAL	Promoter	50000	0.064
9.	RAM PRASAD AGARWAL	Promoter	50000	0.064
10.	RAM PRASAD AGARWAL	Promoter	50000	0.064
11.	SHAKUNTALA DEVI AGARWAL	Promoter	50000	0.064
12.	SUCHITRA AGARWAL	Promoter	50000	0.064
TOTAL			23850000	33.331



Sri. Type of Outstanding DR (ADRs, GDRs, SDRs, etc)	Number of Outstanding DRs	Number of Shares underlying outstanding DRs	Shares underlying Outstanding DRs as a Percentage of total number of shares (ie. Grand total(A)+(B)+ (C) indicated in Statement at para (I)(a) above)
1. Nil	Nil	Nil	Nil



te)

=)

STATEMENT SHOWING DETAILS OF DEPOSITORY RECEIPTS (DRs), WHERE UNDERLYING SHARES HELD BY 'PROMOTER/PROMOTER GROUP' ARE IN EXCESS OF 1% OF THE TOTAL NO. OF SHARES

Srl.	Name of the DR Holder	Type of outstanding DR (ADRs, GDRs, SDRs, etc.) DRs	Number of Shares Underlying outstanding DRs	Shares underlying Outstanding DRs as Percentage of total number of shares (ie. Grand total(A)+(B)+(C) indicated in statement at para (I)(a) above
1.	Nil	Nil	Nil	Nil
2.	Nil	Nil	Nil	Nil
TOTAL		Nil	Nil	Nil



(a)

U