

(I) (a) STATEMENT SHOWING SHAREHOLDING PATTERN

Name of the Company: BURNPUR CEMENT LIMITED


Scrip Code: Name of the Scrip:

Quarter Ended: 30/09/2013

Class of security:

Page: 1

Party paid-up shares:-	No. of partly paid-up shares	As a % of total no. of partly paid-up shares	As a % of total no. of shares of the company
Held by promoter/promoter group			
Held by public			
Total - D			
=====			
Outstanding convertible securities:-	No. of outstanding securities	As a % of total no. of outstanding convertible securities	As a % of total no. of shares of the company, assuming full conversion of the convertible securities
Held by promoter/promoter group			
Held by public			
Total - E			
=====			
Warrants:-	No. of warrants	As a % of total no. of warrants	As a % of total no. of shares of the company, assuming full conversion of warrants
Held by promoter/promoter group	715000	4.106	0.866
Held by public	16700000	95.894	20.229
Total - F	17415000	100.000	21.095
=====			
Total paid-up capital of the company, assuming full conversion of warrants and convertible securities	82554363		



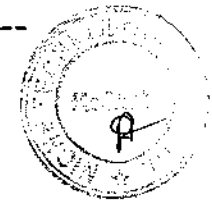
Category Code	Category of Shareholders	Number of shareholders	Total number of shares	Number of shares held in Demat Form	As a % of (A+B)	As a % of (A+B+c)	Number of Pledged shares	As a percentage (ix)=(viii/iv*100)
(i)	(ii)	(iii)	(iv)	(v)	(vi)	(vii)	(viii)	(ix)=(viii/iv*100)
(A)	Total Shareholding of Promoter & Promoter Group							
(1)	Indian							
(a)	Individual/HUF	19	5064717	4814717	7.775	7.775	Nil	Nil
(b)	Central Govt./ State Govt.	Nil	Nil	Nil	Nil	Nil	Nil	Nil
(c)	Bodies Corporate	12	15981180	14181180	24.534	24.534	Nil	Nil
(d)	Fin.Institutions / Bank	Nil	Nil	Nil	Nil	Nil	Nil	Nil
(e)	Any Other	Nil	Nil	Nil	Nil	Nil	Nil	Nil
	Sub-Total of (A)(1)	31	21045897	18995897	32.309	32.309	Nil	Nil
(2)	Foreign							
(a)	Individuals (NRIs/Foreign)	Nil	Nil	Nil	Nil	Nil	Nil	Nil
(b)	Bodies Corporate	Nil	Nil	Nil	Nil	Nil	Nil	Nil
(c)	Institutions	Nil	Nil	Nil	Nil	Nil	Nil	Nil
(d)	Qualified Foreign Investors	Nil	Nil	Nil	Nil	Nil	Nil	Nil
(e)	Any Other	Nil	Nil	Nil	Nil	Nil	Nil	Nil
	Sub-Total of (A)(2)	Nil	Nil	Nil	Nil	Nil	Nil	Nil
	Shareholding of Promoter & Promoter Group (A) = A1+A2	31	21045897	18995897	32.309	32.309	Nil	Nil
(B)	Public Shareholding							
(1)	Institutions							
(a)	Mutual Funds / UTI	Nil	Nil	Nil	Nil	Nil	NA	NA
(b)	Fin.Institutions / Banks	Nil	Nil	Nil	Nil	Nil	NA	NA
(c)	Central Govt./ State Govt.	Nil	Nil	Nil	Nil	Nil	NA	NA
(d)	Venture Capital	Nil	Nil	Nil	Nil	Nil	NA	NA
(e)	Insurance Company	Nil	Nil	Nil	Nil	Nil	NA	NA
(f)	Foreign Inst.Investors	Nil	Nil	Nil	Nil	Nil	NA	NA
(g)	Foreign VC Investors	Nil	Nil	Nil	Nil	Nil	NA	NA
(h)	Qualified Foreign Investors	Nil	Nil	Nil	Nil	Nil	NA	NA
(i)	Any Other	Nil	Nil	Nil	Nil	Nil	NA	NA
	Sub-Total (B)(1)	Nil	Nil	Nil	Nil	Nil	NA	NA
(2)	Non-Institutions							
(a)	Bodies Corporate	225	18483702	18398702	28.376	28.376	NA	NA
(b)	Individuals							
	i.Individual Shareholders Holding Nominal Share Upto Rs.1 Lakh	31208	14442317	14424503	22.171	22.171	NA	NA
	ii.Individual Shareholders Holding Nominal Share greater than Rs.1 Lakh	160	10199684	10199684	15.658	15.658	NA	NA
(c)	Qualified Foreign Investors	Nil	Nil	Nil	Nil	Nil	NA	NA
(d)	Any Other							
	NRI/DCBs	171	676410	676410	1.038	1.038	NA	NA
	Clearing Memb/Clearing Cor	101	291353	291353	0.447	0.447	NA	NA
	Sub-Total (B)(2)	31865	44093466	43990652	67.691	67.691	NA	NA
	Total Public Shareholding (B) = (B)(1) + (B)(2)	31865	44093466	43990652	67.691	67.691	NA	NA
	TOTAL (A)+(B)	31896	65139363	62986549	100.000	100.000	Nil	Nil
(C)	Shares held by Custodians And against which DRs have been issued	Nil	Nil	Nil	Nil	Nil	NA	NA
(1)	Promoter and Promoter group	Nil	Nil	Nil	Nil	Nil	NA	NA
(2)	Public	Nil	Nil	Nil	Nil	Nil	NA	NA
	GRAND TOTAL (A)+(B)+(C)	31896	65139363	62986549	100.000	100.000	Nil	Nil



Srl.	Name of the shareholder	Details of Shares Held		Encumbered shares(%)		Details of warrants		Details of Convertible Securities		Total shares (including underlying shares assuming full conversion of warrants and convertible securities) as a % of diluted share capital	
		Number of Shares held	As a % of grand total (A)+(B)+(C)	Number of Pledged Shares held	As a percentage As a % of grand total of sub-clause (I) (a)	Number of Warrants held	As a % of total number of warrants of the same Class	Number of convertible securities held	%r.t. total number of convertible securities of the same class		
(i)	(ii)	(iii)	(iv)	(v)	(vi)=(v)/(iii)*100	(vii)	(viii)	(ix)	(x)	(xi)	(xii)
1.	A & S DEVELOPMENTS PVT LTD	50000	0.077	0	0.000	0.000	0	0.000	0	0.000	0.061
2.	BHARAT CEMENT PRIVATE LIMITED	3926667	6.028	0	0.000	0.000	0	0.000	0	0.000	4.756
3.	BHAROSA DISTRIBUTORS PVT LTD	100000	0.154	0	0.000	0.000	0	0.000	0	0.000	0.121
4.	GOYAL AUTO DISTRIBUTORS PRIVATE LIMITED	1863333	2.861	0	0.000	0.000	0	0.000	0	0.000	2.257
5.	GROWFAST MERCHANTS PVT.LTD.	100000	0.154	0	0.000	0.000	0	0.000	0	0.000	0.121
6.	INSIGHT CONSULTANTS PRIVATE LIMITED	8238333	12.647	0	0.000	0.000	0	0.000	0	0.000	9.979
7.	INTEGRAL VINIMAY PRIVATE LIMITED	200000	0.307	0	0.000	0.000	0	0.000	0	0.000	0.242
8.	MIDWEST EXIM PRIVATE LIMITED	216247	0.332	0	0.000	0.000	0	0.000	0	0.000	0.262
9.	NISSAN COMMODITIES PRIVATE LIMITED	166600	0.256	0	0.000	0.000	0	0.000	0	0.000	0.202
10.	OCTAL MERCANTILE PRIVATE LIMITED	1000000	1.535	0	0.000	0.000	0	0.000	0	0.000	1.211
11.	RAJIV COMMERCIAL PRIVATE LIMITED	100000	0.154	0	0.000	0.000	0	0.000	0	0.000	0.121
12.	SHIVPUJAN SUPPLY PVT LTD	20000	0.031	0	0.000	0.000	0	0.000	0	0.000	0.024
13.	ANAND KUMAR GHEEDIA	25000	0.038	0	0.000	0.000	0	0.000	0	0.000	0.030
14.	ARUN KUMAR GHEEDIA	19500	0.030	0	0.000	0.000	0	0.000	0	0.000	0.024
15.	ASHA DEVI BHARTIA	60000	0.092	0	0.000	0.000	0	0.000	0	0.000	0.073
16.	ASHOK GUTGUTIA	2187650	3.358	0	0.000	0.000	0	0.000	0	0.000	2.650
17.	ASHOK GUTGUTIA	766600	1.177	0	0.000	0.000	0	0.000	0	0.000	0.929
18.	BHUNESHWAR PRASAD MEHTA	50000	0.077	0	0.000	0.000	0	0.000	0	0.000	0.061
19.	BIMAL KUMAR MUNSHI	8300	0.013	0	0.000	0.000	0	0.000	0	0.000	0.010
20.	KIRAN GUPTA	62000	0.095	0	0.000	0.000	0	0.000	0	0.000	0.075
21.	MANDJ KUMAR AGARWAL	60000	0.092	0	0.000	0.000	0	0.000	0	0.000	0.073
22.	RAKHI PARIKH	25000	0.038	0	0.000	0.000	0	0.000	0	0.000	0.030
23.	RAM PRASAD AGARWAL	50000	0.077	0	0.000	0.000	0	0.000	0	0.000	0.061
24.	RAM PRASAD AGARWAL (HUF)	50000	0.077	0	0.000	0.000	0	0.000	0	0.000	0.061
25.	RAMAWATAR AGARWAL	100000	0.154	0	0.000	0.000	0	0.000	0	0.000	0.121
26.	RENU UPADHYAY	100000	0.154	0	0.000	0.000	0	0.000	0	0.000	0.121
27.	SHAIL UPADHYAY	100000	0.154	0	0.000	0.000	0	0.000	0	0.000	0.121
28.	SHAKUNTALA AGARWAL	50000	0.077	0	0.000	0.000	0	0.000	0	0.000	0.121
29.	SHASHI GUTGUTIA	1275667	1.958	0	0.000	0.000	0	0.000	0	0.000	0.061
30.	SHEHUL SANDIP PARIKH	25000	0.038	0	0.000	0.000	0	0.000	0	0.000	1.545
31.	SUCHITRA AGARWAL	50000	0.077	0	0.000	0.000	0	0.000	0	0.000	0.030
32.	KAVITA BHALOTIA	0	0.000	0	0.000	0.000	240000	33.566	0	0.000	0.061
33.	DALHOUSI DATAMATICS PVT. LTD.	0	0.000	0	0.000	0.000	475000	66.434	0	0.000	0.291
TOTAL		21045897	32.309	0	0.000	0.000	715000	100.000	Nil	Nil	26.359



Srl. Name(s) of the shareholder	Number of Shares held	Shares as a percentage of total number of shares (i.e., Grand Total (A)+(B)+(C) indicated in Statement at para (I)(a) above)	Details of Warrants		Details of convertible Securities	Total shares (including underlying shares assuming full conversion of warrants and convertible securities) as a % of diluted share capital	
			Number of Warrants held	As a % of total warrants of the same Class	Number of convertible securities held		
					%r.t. total number of convertible securities of the same class		
1. ASPIRE CAPITAL PRIVATE LIMITED	1547227	2.375	0	0.000	0	0.000	1.874
2. CHHATISGARH BIRIPATTA PVT LTD	9200000	14.124	8700000	52.096	0	0.000	21.683
3. GRADE MERCHANDISE PRIVATE LIMITED	1100000	1.689	2500000	14.970	0	0.000	4.361
4. INTIHAN DISTRIBUTORS PRIVATE LIMITED	1000000	1.535	2000000	11.976	0	0.000	3.634
5. ONKARA INFRAPROJECTS PRIVATE LIMITED	2800000	4.298	0	0.000	0	0.000	3.392
6. MAHENDRA SETHIA	1065056	1.635	0	0.000	0	0.000	1.290
7. JAI PRAKASH AGARWAL	0	0.000	1000000	5.988	0	0.000	1.211
8. SOLEX FINANCE PVT. LTD.	0	0.000	2500000	14.970	0	0.000	3.028
TOTAL	16712283	25.656	16700000	100.000	Nil	Nil	40.473



BURNPUR CEMENT LIMITED

(I)(c)(ii) Statement showing holding of securities (including shares, warrants, convertible securities) of persons (together with PAC) belonging to the category [PUBLIC] and holding more than 5.000(%) of the total number of shares of the company as on 30/09/2013

Page: 1

Srl. Name(s) of the shareholder and the Persons Acting in Concert (PAC) with them	Number of Shares held	Shares as a percentage of total number of shares (i.e., Grand Total (A)+(B)+(C) indicated in Statement at para (I)(a) above)	Details of Warrants		Details of convertible Securities	Total shares (including underlying shares assuming full conversion of warrants and convertible securities) as a % of diluted share capital
			Number of Warrants held	As a % of total warrants of the same Class		
1. CHHATISGARH BIRIPATTA PVT LTD	9200000	14.124	8700000	52.076	0	21.683
2. GRADE MERCHANDISE PRIVATE LIMITED	1100000	1.689	2500000	14.970	0	4.361
TOTAL	10300000	15.812	11200000	67.066	Nil	26.043



BURNPUR CEMENT LIMITED

(1)(d) STATEMENT SHOWING DETAILS OF LOCKED-IN SHARES AS ON 30/09/2013

Page: 1

Srl. Name(s) of the Shareholder	Category of Shareholders (Promoter/ Public)	Number of Locked-in Shares	% to Total
1. BHARAT CEMENT PRIVATE LIMITED	Promoter	2126667	3.265
2. CHHATISGARH BIRIPATTA PVT LTD	Non-Prom.	9200000	14.124
3. GRADE MERCHANDISE PRIVATE LIMITED	Non-Prom.	1100000	1.689
4. INTIHAN DISTRIBUTORS PRIVATE LIMITED	Non-Prom.	1000000	1.535
5. MANOJ KUMAR AGARWAL	Promoter	10000	0.015
TOTAL		13436667	20.628




BURNPUR CEMENT LIMITED

(II)(a) STATEMENT SHOWING DETAILS OF DEPOSITORY RECEIPTS (DRs)

Page: 1

Srl. Type of Outstanding DR (ADRs, GDRs, SDRs, etc)	Number of Outstanding DRs	Number of Shares underlying outstanding DRs	Shares underlying Outstanding DRs as a Percentage of total number of shares (ie. Grand total(A)+(B)+ (C) indicated in Statement at para (I)(a) above)
1. Nil	Nil	Nil	Nil



BURNPUR CEMENT LIMITED

(II)(b) STATEMENT SHOWING DETAILS OF DEPOSITORY RECEIPTS (DRs), WHERE UNDERLYING SHARES HELD BY 'PROMOTER/PROMOTER GROUP' ARE IN EXCESS OF 1% OF THE TOTAL NO.OF SHARES

Page: 1

Sri. Name of the DR Holder	Type of outstanding DR (ADRs,GDRs SDRs,etc.) DRs	Number of Shares Underlying outstanding DRs	Shares underlying Outstanding DRs as Percentage of total number of shares (ie. Grand total(A)+(B)+(C) indicated in statement at para (I)(a) above
1. Nil	Nil	Nil	Nil
2. Nil	Nil	Nil	Nil
TOTAL Nil	Nil	Nil	Nil

